



8-Port 8x PoE + 2x Uplink Pro Switch

EASYSWITCH8PRO

EASYSWITCH8PRO is specialized unmanaged PoE switch designed for video surveillance and network project system, etc. It provides 8 x 1000Mbps Ethernet ports and 2 x 1000Mbps uplink port, support VLAN function, can effectively prevent whole system from broadcast storm so that make the data transfer more safe.

This PoE network switch can meet customers' general demands. PoE network switch with PoE function, designed for high-definition network cameras' internet access. It provides 8 1000Mbps PoE Ethernet switches, complies with IEEE802.3af/at standards, and also simplifies wiring, avoids the troublesome of installing power socket for powered devices.

FEATURES

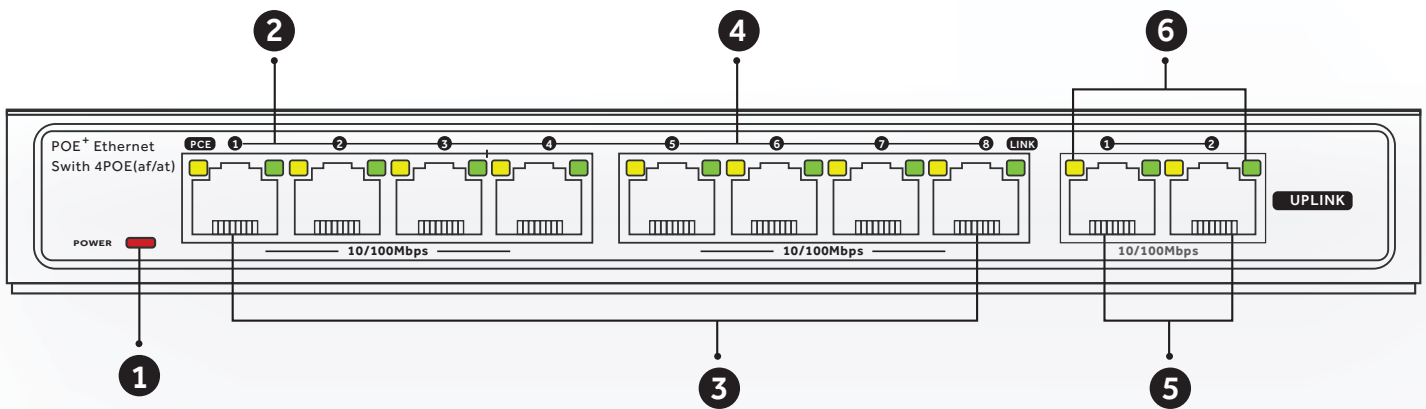
- Provide 8 x 1000Mbps Ethernet ports, 2 x 1000Mbps up-link port
- Support End-Span method, complies with IEEE802.3 af/at standards, can supply max 30W power which is possible to power high-power infrared cameras.
- Comply with IEEE802.3, IEEE802.3u, IEEE802.3ab, IEEE802.3az, IEEE802.3z, IEEE802.3af/at standards.
- Support IEEE802.3x full-duplex flow control, support Auto MDI/MDIX
- Support port-base Vlan, prevent from broadcast storm so that make data conversion more efficient and safe.
- Restart function helps master IC reset wholly. Easy for users to solve network failure without swapping power supply; Easy to maintain system; Help monitoring pictures recover quickly.
- Various LED display functions can real-timely display the device's current working conditions, and help prompt facility and remove trouble easily.
- Excellent lightning protection, lightning capacity up to 4KV
- Easy to install and operate on walls or on the desktops

SPECIFICATION

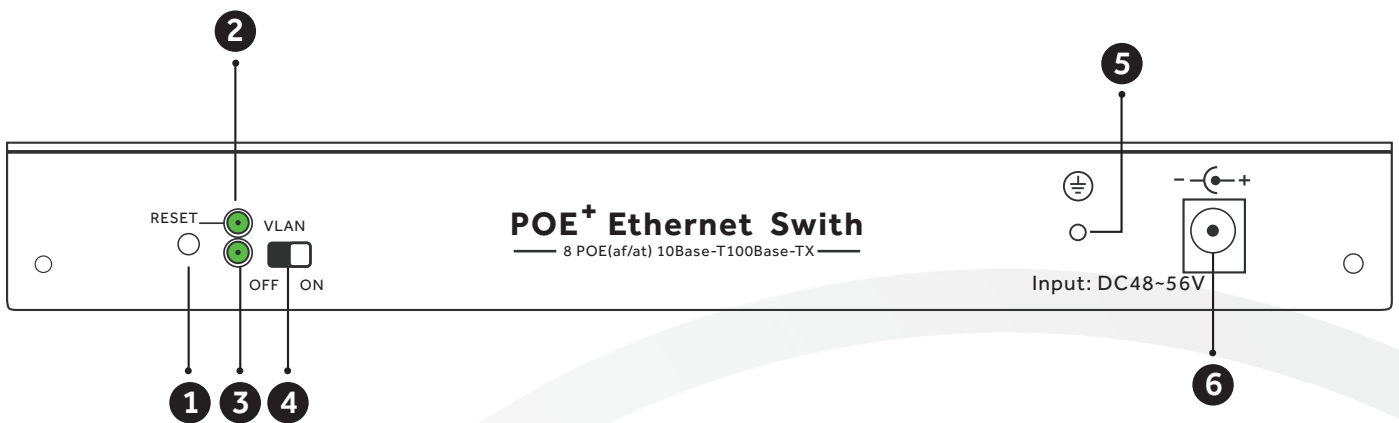
Model	EASYSWITCH8PRO
Power Supply	
Power Supply Mode	Power Adaptor
Voltage Range	DC48~56V
Power Consumption	The device <5W PoE power supply <260W
Network Port Parameter	
Network Ports	1~8 Ethernet Port: 10/100Mbps 2 Uplink Port: 10/100/1000Mbps
Transmission Distance	1~8 Ethernet Port: 0-100m Uplink Port 0-100m
Transmission Media	1~8 Ethernet Port: Cat5e/6 standard UTP cable, Uplink Port: Cat5e/6 standard UTP cable
PoE Agreement	IEEE802.3 af/at standards
PoE Power Supply Mode	End-span method
PoE Power Supply Wattage	Each port≤30W,Whole device<260W
Network Switch Specification	
Network Standard	IEEE802.3,IEEE802.3u, IEEE802.3ab, IEEE802.3az, IEEE802.3z
Swap Mode	Store-and-forward
Data-Caching Mechanism	1M
MAC Address List	4K
Status Indicators	
Power Indicator Light	One power light (red)
Optical Fiber Port Indicator	One fiber link indication light (green), Green light keeps on when the fiber port is well connected; Blinking when transceiver data
FE Uplink Port	LED (Green): On, port is link on Off, port is link down;LED(Yellow):on when link speed is 1000M,Off when link speed is 10/100M Blink when transceiver data
PoE Indicator	8 PoE indicator light (yellow)
PoE Network Port LED	1-8 port (green light on RJ45 jack) Keeps on when normally connected, Blinking when transceiver data
Reset Indicator	1 restart indication light (green), light on when press the button
Vlan Indicator	One green indication light
Button/ Switch	
Reset Button	One button. Whole machine will restart while press the button.
Vlan Switch	One, slide switch to "ON" + press restart button, Vlan function opens
Protection Level	
Surge Immunity	Level 3, executive standard IEC61000-4-5
Electrostatic Protection	1a touch electric discharge: level 3 1a Air discharge: level 3 Executive standard IEC61000-4-2
Operating Environment	
Working Temperature	0 °C~55°C
Storage Temperature	-40°C~70°C
Humidity(non-congeal)	0~95%
Mechanical Attributes	
Dimensions (L*W*H)	300mmx222mmx44mm
Colour	Black
Weight	1kg
Reliability	
Mean time between failures (MTBF)	>50000h



FRONT & BACK PANEL




- 1 Power Indicator
- 3 PoE port
- 5 Uplink port
- 2 ACT/LINK Indicator
- 4 PoE Indicator
- 6 Uplink Indicator



- 1 Reset
- 3 VLAN Indicator
- 5 Ground connection
- 2 ResetIndicator
- 4 VLAN
- 6 Input: DC 48~56V

APPLICATION DIAGRAM



EASYSWITCH8PRO